

FULCRUM

COFFEE

## FULCRUM COFFEE ORDERING APP GUIDE

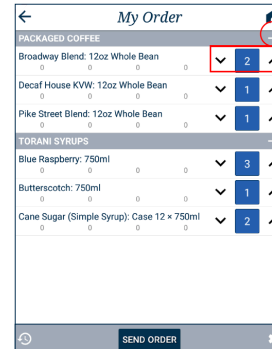
*The Fulcrum ordering app allows users to quickly place an order, saving time and minimizing errors.*

*This guide explains how to set up your account and get started using the app. If you have any questions please contact us at 425-741-3405 or [orders@fulcrumcoffee.com](mailto:orders@fulcrumcoffee.com)*



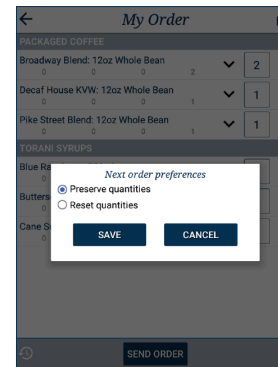
## Highlighted Features

Typically, 80% of weekly orders are made up of the same products, but with different quantities. The Ordering App saves your previous order information for up to four weeks, allowing you to quickly and efficiently place new orders.



### Start with last week's order.

Starting with the previous week's order greatly reduces time and effort to complete and send a new order.



### Manage product quantities.

If your orders vary significantly from week to week, it's easy to reset product quantities and add new items with the click of a button.



### Save your order history for up to four weeks.


Managing inventory is much easier with a month's worth of order records. This allows you to notice patterns in inventory needs and set weekly par levels, ensuring you never run out of products again.

## How to Download & Set up Fulcrum Ordering App

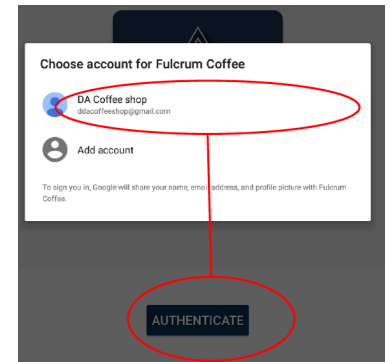
Currently, the app is available on Android devices only. You can use any Android phone to download the app. Otherwise, we recommend the Samsung Galaxy Tab E.

Please contact us for more information.

**1** Search for “Fulcrum Coffee” in Google Play, and install.



**2** Use your email to authenticate.



**3** Set up your cafe profile and add employees.

